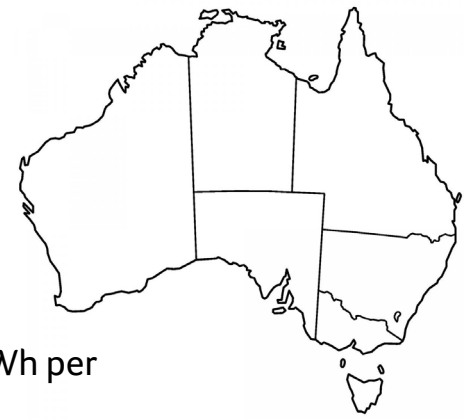


# NATIONAL ANALYSIS OF SMALL BUSINESS RETAIL ENERGY BILLS

KEY FINDINGS FROM ENERGY CONSUMERS AUSTRALIA'S DECEMBER 2023 SME RETAIL TARIFF TRACKER REPORT



Nationally, average annual **electricity bills** for businesses consuming 20,000 kWh per annum **increased** by **8%** (\$540), between October 2022 and October 2023.

Meanwhile, average annual **gas bills** for businesses consuming 100 GJ per annum **increased** by **12%** (\$460) between October 2022 and October 2023.

Note: These figures do not include small business energy rebates, which are an important support for small businesses. Section 2.6 of the report considers the impact the Energy Relief Fund would have on the case studies included in the report.

## ELECTRICITY BILLS

Annual average **electricity bills** have increased in most jurisdictions in the last year. The **greatest increase** is in **South Australia** (23%), while the greatest decrease is in the **Australian Capital Territory** (-9%).

Meanwhile, businesses in **South Australia** have the **highest** annual **electricity bills** (\$10,427) while businesses in **Tasmania** have the **lowest** (\$5,900).

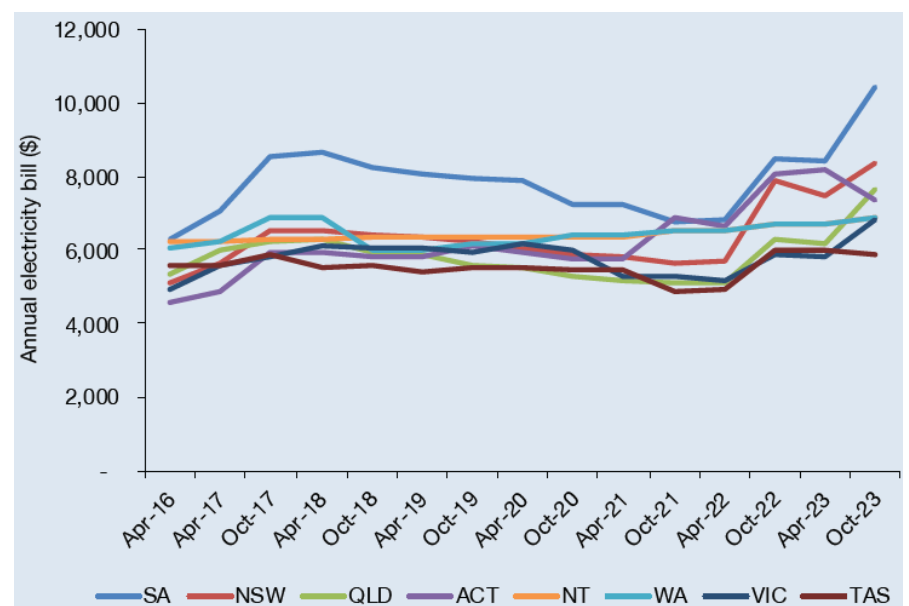


Chart 2: Annual electricity bills since April 2016, for SMEs using 20,000 kWh (single rate). GST inclusive.

## GAS BILLS

Annual average **gas bills** have increased in all jurisdictions in the last year. The **greatest increase** is in **Victoria** (31%), while the **lowest** are in **New South Wales** (5%).

Meanwhile, businesses in **Tasmania** have the **highest** annual gas bills (\$5,670) while **Western Australia** have the **lowest** (\$3,370).

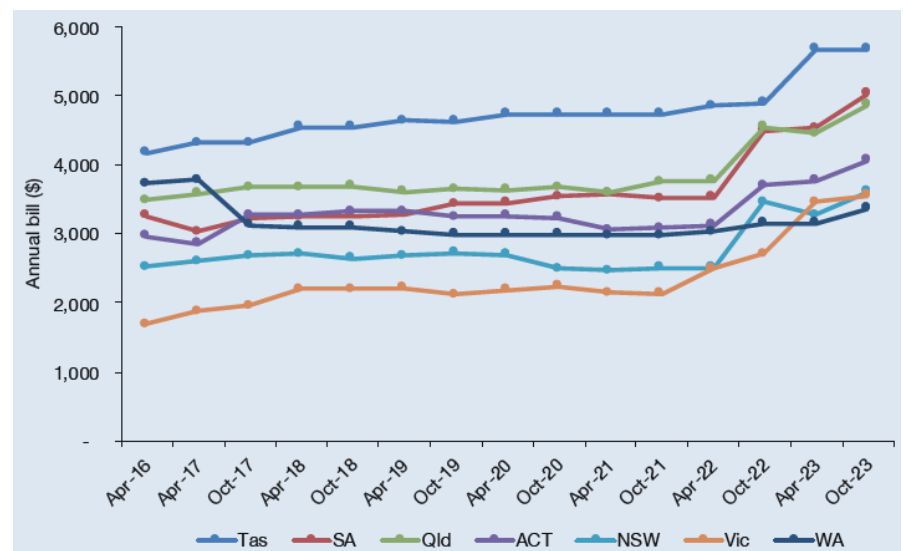


Chart 19: Annual gas bills since April 2016, for SMEs using 100 GJ. GST inclusive.

[Read the full report here.](#)