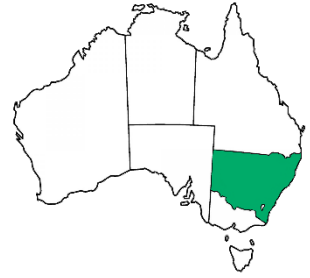


NSW ANALYSIS OF SMALL BUSINESS RETAIL ENERGY BILLS

FINDINGS FROM ENERGY CONSUMERS AUSTRALIA'S DECEMBER 2022 SME TARIFF TRACKING REPORT



Electricity bills were, on average, 19% higher across Australia for SMEs consuming 20,000 kWh per annum compared to a year ago but were **42% higher in NSW**.

Gas bills were, on average, 21% higher across Australia for SMEs consuming 20,000 kWh per annum compared to a year ago and were **38% higher in NSW**.

ELECTRICITY BILLS



The typical annual bill for SMEs consuming 20,000 kWh is **between \$7,150 and \$9,010**. This is a \$2,180 to \$2,560 increase from a year ago.

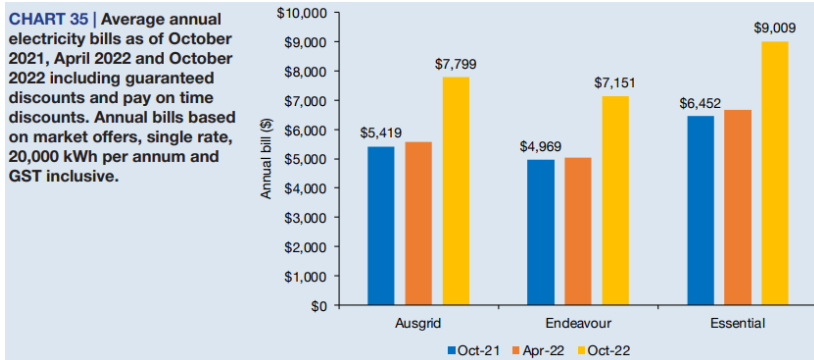
The average **maximum price-spread is approx. \$4,345**. This is a \$1,750 increase from six months ago.



NOTE – UNDERSTANDING THESE FINDINGS

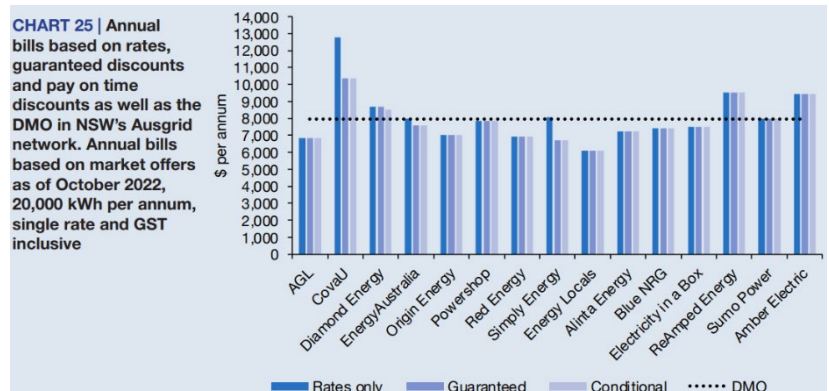
These findings should be interpreted with care. Our report covers a period of significant wholesale price volatility and increases. This, and the subsequent retail market response, has implications for the analysis.

For example, many smaller retailers with historically low prices became among the most expensive, and there was a rapid decrease in the number of retailers in the market. This makes historical comparison more complex for this period.



COMPARING THE MARKET OFFERS TO THE DEFAULT MARKET OFFER (DMO)

For all network areas, four retailers (CovaU, Diamond Energy, ReAmped Energy, and Amber Electric) consistently have market offers that produce bills that are higher than the 'big 3' retailers' (AGL, Energy Australia, and Origin's) average DMO.



For Endeavor Energy and Essential Energy, see p.28 of the report.

GAS BILLS

The **typical annual market offer bill** for SMEs consuming 100 GJ is **\$3,460**. This is an increase of \$945 from a year ago.

The average maximum price-spread in the Sydney zone is \$2,975. This a significant increase from six months ago (\$2,135). We note that this is driven by one outlier.

